

YG862C04R (45V / 10A)

[200509]

Low IR Schottky barrier diode

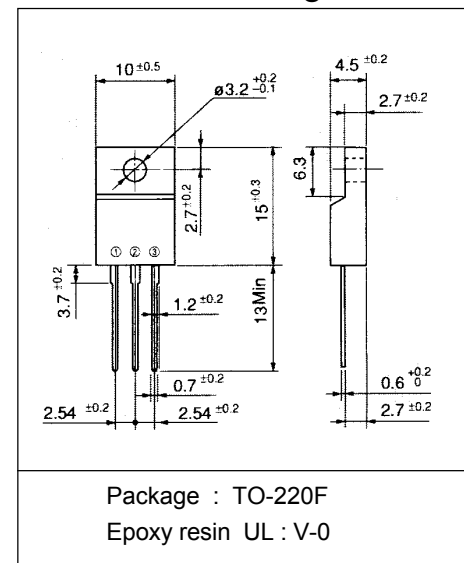
Features

- Low IR
- Low V_F
- Center tap connection

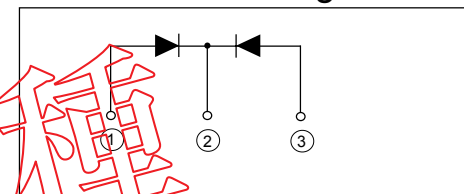
Applications

- High frequency operation
- DC-DC converters
- AC adapter

Outline drawings, mm



Connection diagram



Maximum ratings and characteristics

- Maximum ratings

Item	Symbol	Conditions	Rating	Unit
Repetitive peak surge reverse voltage	V_{RSM}	$t_w=500\text{ns}$, duty=1/40	45	V
Repetitive peak reverse voltage	V_{RRM}		45	V
Isolating voltage	V_{iso}	Terminals-to-Case, AC, 1min.	1500	V
Average output current	I_o	Square wave, duty=1/2 $T_c=129^\circ\text{C}$	10 *	A
Non-repetitive surge current	I_{FSM}	Sine wave 10ms	125	A
non-repetitive reverse surge power dissipation	PRM	$t_w=10\mu\text{s}$, $T_j=25^\circ\text{C}$	330	W
Operating junction temperature	T_j		+150	$^\circ\text{C}$
Storage temperature	T_{stg}		-40 to +150	$^\circ\text{C}$

* Out put current of center tap full wave connection

- Electrical characteristics (at $T_a=25^\circ\text{C}$ Unless otherwise specified)

Item	Symbol	Conditions	Max.	Unit
Forward voltage **	V_F	$I_F=5\text{A}$	0.61	V
Reverse current **	I_R	$V_R=40\text{V}$	150	μA
Thermal resistance	$R_{th(j-c)}$	Junction to case	3.5	$^\circ\text{C/W}$

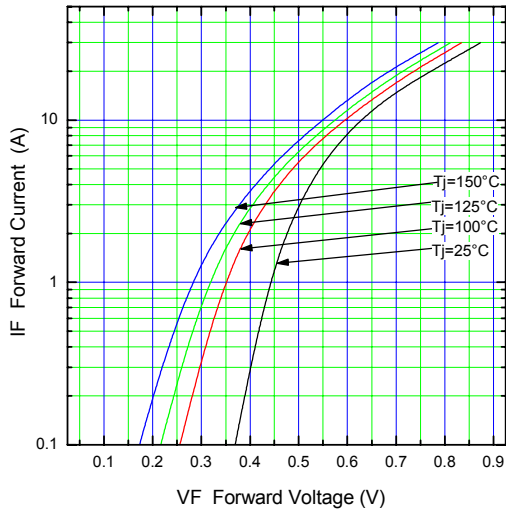
**Rating per element

- Mechanical characteristics

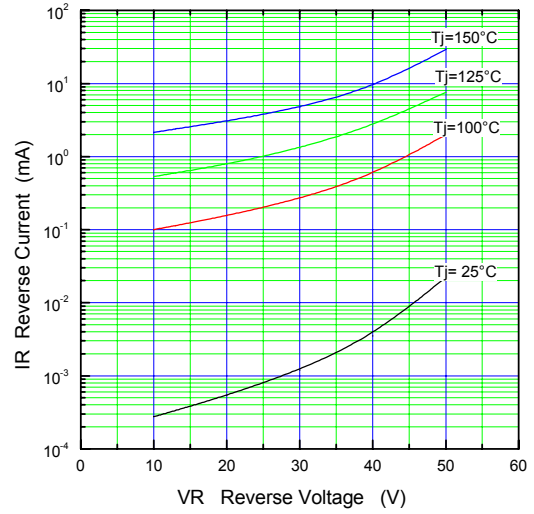
Mounting torque	Recommended torque	0.3 to 0.5	N·m
Approximate mass		2	g

■ Characteristics

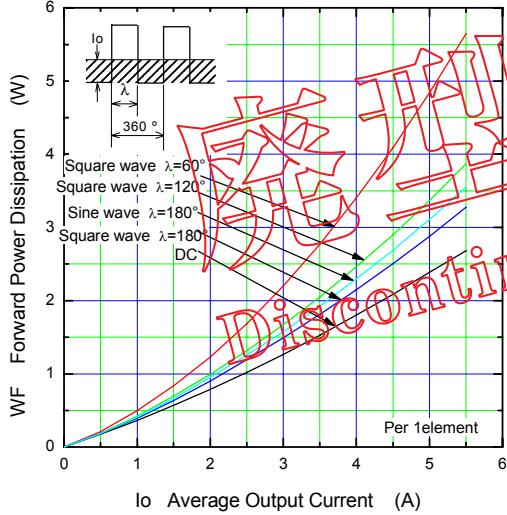
Forward Characteristic (typ.)



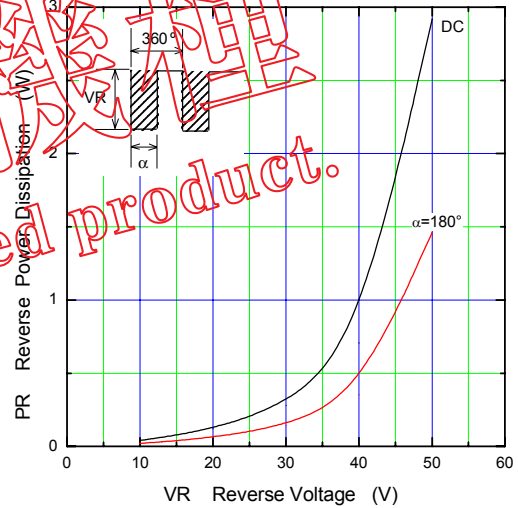
Reverse Characteristic (typ.)



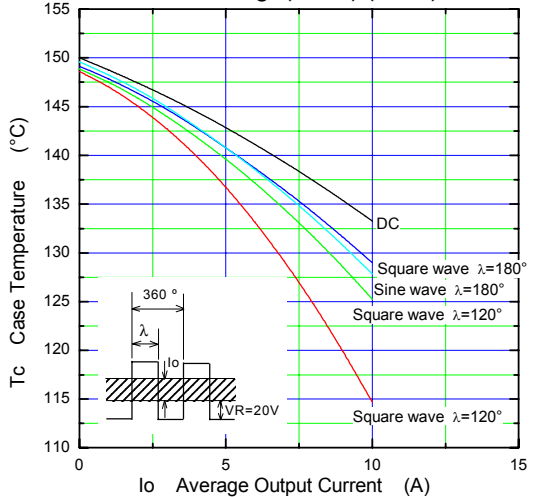
Forward Power Dissipation (max.)



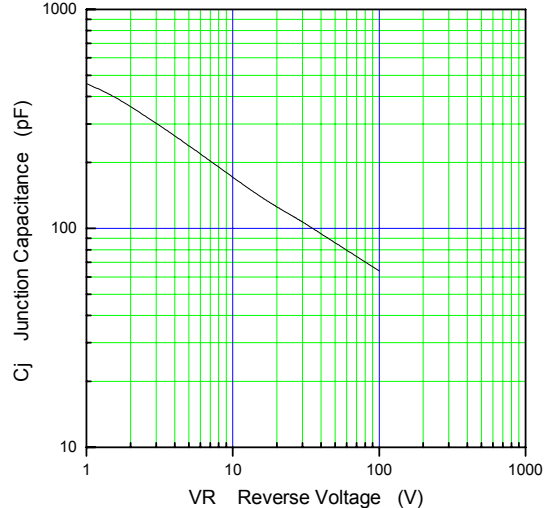
Reverse Power Dissipation (max.)



Current Derating (I_o - T_c) (max.)

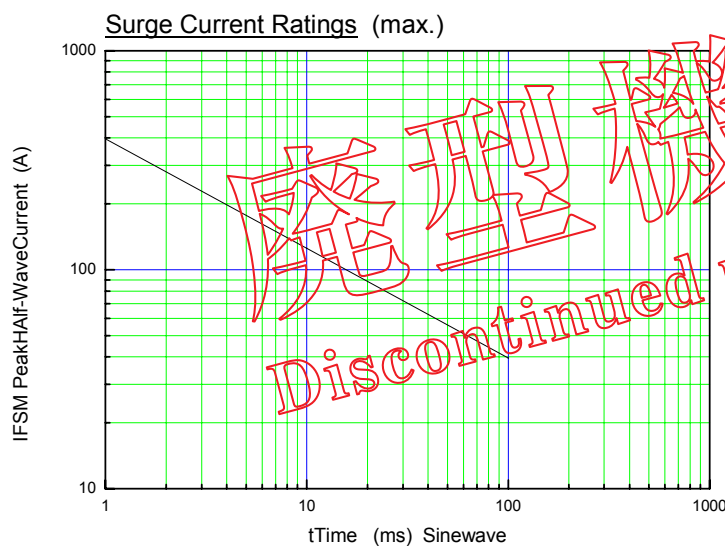
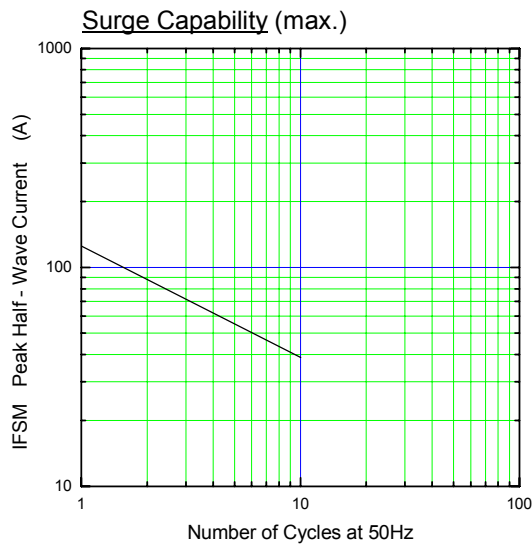


Junction Capacitance Characteristic (max.)



λ : Conduction angle of forward current for each rectifier element
 I_o : Output current of center-tap full wave connection

廢型機種
 Discontinued product.



廢型機種
Discontinued product.

